

## Statutory Consultation - Proposal to relocate and federate Warninglid Primary School: Summary report

This report was created on Tuesday 17 March 2020 at 07:33.

The consultation ran from 03/02/2020 to 16/03/2020.

### Contents

Question 1: Are you under the age of 13? If so, you will need consent from your parent/carer to participate. Please provide their contact details in the boxes provided below so that we can contact them if we need to:	1
Name of parent/carer providing consent.	1
Telephone number or email address	1
Question 2: Are you responding as..... (please select the category which best describes you)	2
main response category	2
Other, please explain	2
Name of school	2
Question 1: Do you support the proposal to relocate Warninglid Primary School to the Woodgate development in Pease Pottage by 31st August 2021?	2
School Viability	2
Question 2: Do you support the proposal for Warninglid Primary School to federate with another school or schools to form a closer working partnership?	3
Option choice	3
Question 3: Do you support the proposal to review the catchment areas of neighbouring schools in the vicinity of Warninglid and Pease Pottage should the proposal for Warninglid Primary School to relocate to Woodgate/Pease Pottage be supported?	3
Option choice	3
If you have any further comments or views you wish to express about this school, its potential relocation, federation or catchment review, please use the space below to do so (please limit your response to 500 words).	3
Question 1: How old are you?	4
Age	4
Question 2: Are you?	4
Sex	4
Question 3: Is your gender the same as the assigned to you at birth? Please select one option only.	5
Gender re-assignment	5
Question 4: What is your ethnic group?	5
Ethnicity	5
Question 5: What is your religion?	6
Religion	6
Question 6: Are your day-to-day activities limited because of a health problem or a disability which has lasted, or is expected to last, at least 12 months?	7
Disability	7
Question 7: What is your sexual orientation?	7
Sexual orientation	7

**Question 1: Are you under the age of 13? If so, you will need consent from your parent/carer to participate. Please provide their contact details in the boxes provided below so that we can contact them if we need to:**

***Name of parent/carer providing consent.***

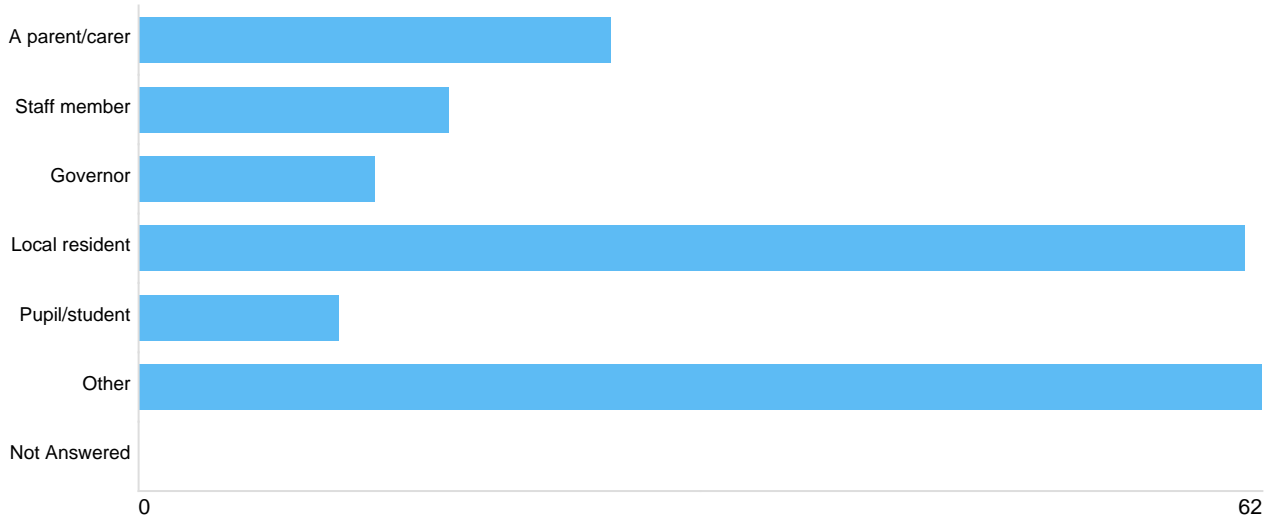
There were **13** responses to this part of the question.

***Telephone number or email address***

There were **12** responses to this part of the question.

**Question 2: Are you responding as..... (please select the category which best describes you)**

**main response category**



Option	Total	Percent
A parent/carer	26	13.68%
Staff member	17	8.95%
Governor	13	6.84%
Local resident	61	32.11%
Pupil/student	11	5.79%
Other	62	32.63%
Not Answered	0	0%

**Other, please explain**


There were **60** responses to this part of the question.

**Name of school**

There were **84** responses to this part of the question.

**Question 1: Do you support the proposal to relocate Warninglid Primary School to the Woodgate development in Pease Pottage by 31st August 2021?**


**School Viability**



Option	Total	Percent
Support	166	87.37%
Object	21	11.05%
Neither support nor object	3	1.58%
Don't know	0	0%
Not Answered	0	0%

**Question 2: Do you support the proposal for Warninglid Primary School to federate with another school or schools to form a closer working partnership?**


**Option choice**



Option	Total	Percent
Support	165	86.84%
Object	11	5.79%
Neither support nor object	12	6.32%
Don't know	1	0.53%
Not Answered	1	0.53%

**Question 3: Do you support the proposal to review the catchment areas of neighbouring schools in the vicinity of Warninglid and Pease Pottage should the proposal for Warninglid Primary School to relocate to Woodgate/Pease Pottage be supported?**

**Option choice**



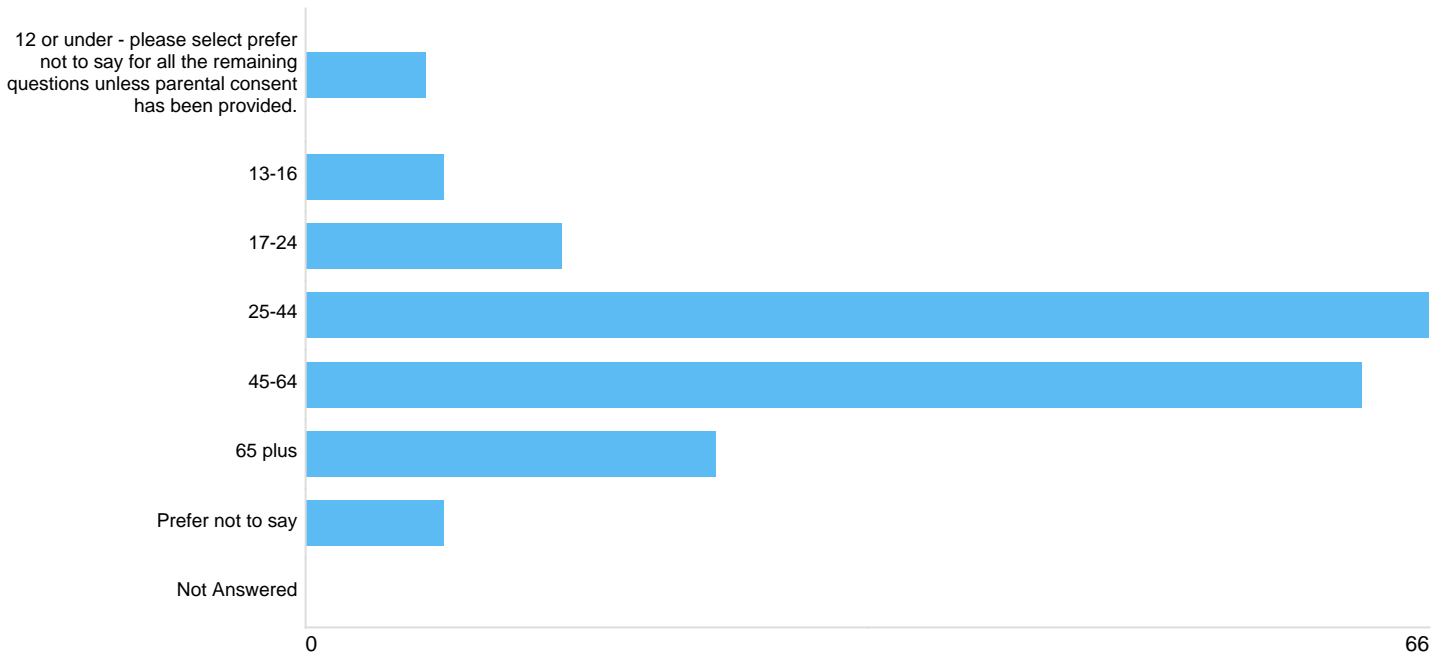
Option	Total	Percent
Support	157	82.63%
Object	22	11.58%
Neither support nor object	7	3.68%
Don't know	4	2.11%
Not Answered	0	0%

***If you have any further comments or views you wish to express about this school, its potential relocation, federation or catchment review, please use the space below to do so (please limit your response to 500 words).***

There were **56** responses to this part of the question.

## Question 1: How old are you?

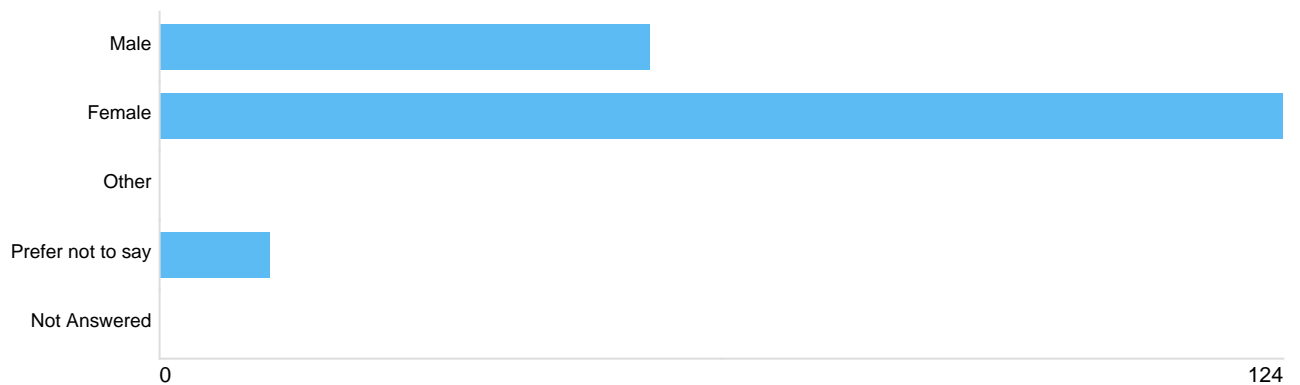
### Age



Option	Total	Percent
12 or under - please select prefer not to say for all the remaining questions unless parental consent has been provided.	7	3.68%
13-16	8	4.21%
17-24	15	7.89%
25-44	66	34.74%
45-64	62	32.63%
65 plus	24	12.63%
Prefer not to say	8	4.21%
Not Answered	0	0%

## Question 2: Are you?


### Sex



Option	Total	Percent
Male	54	28.42%
Female	124	65.26%
Other	0	0%
Prefer not to say	12	6.32%
Not Answered	0	0%

**Question 3: Is your gender the same as the assigned to you at birth? Please select one option only.**

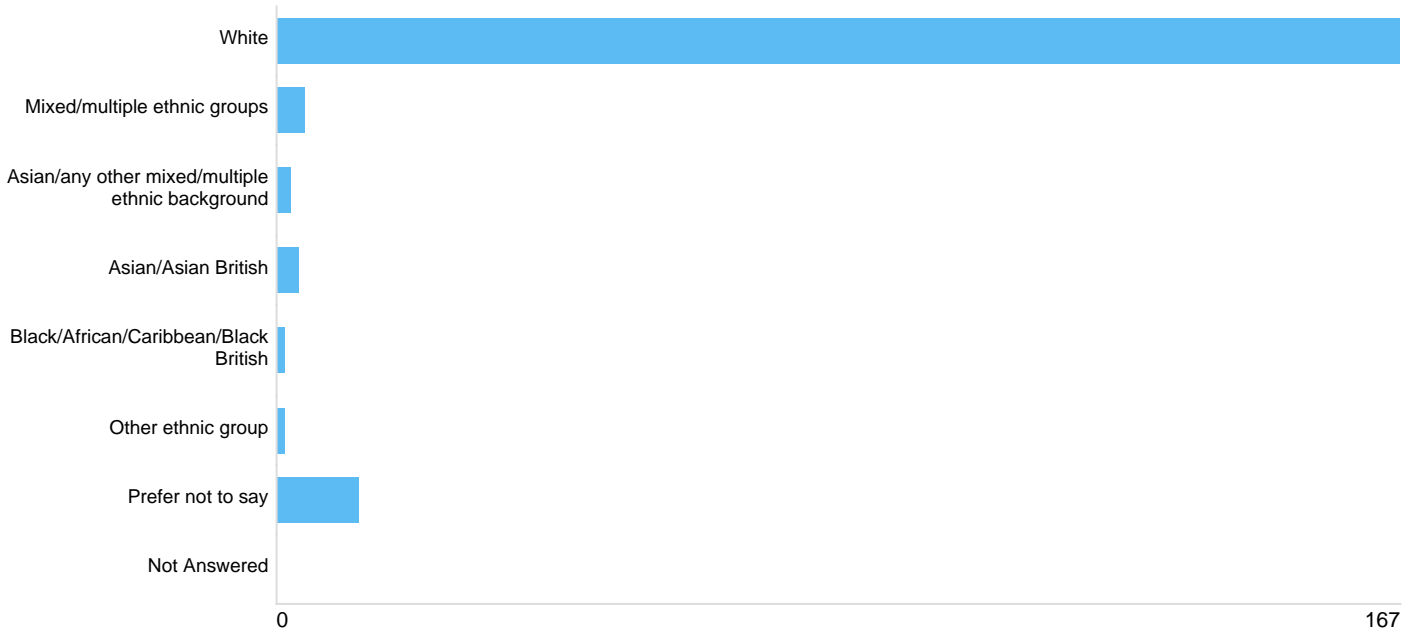
**Gender re-assignment**



Option	Total	Percent
Yes	179	94.21%
No	0	0%
Prefer not to say	12	6.32%
Not Answered	0	0%

**Question 4: What is your ethnic group?**

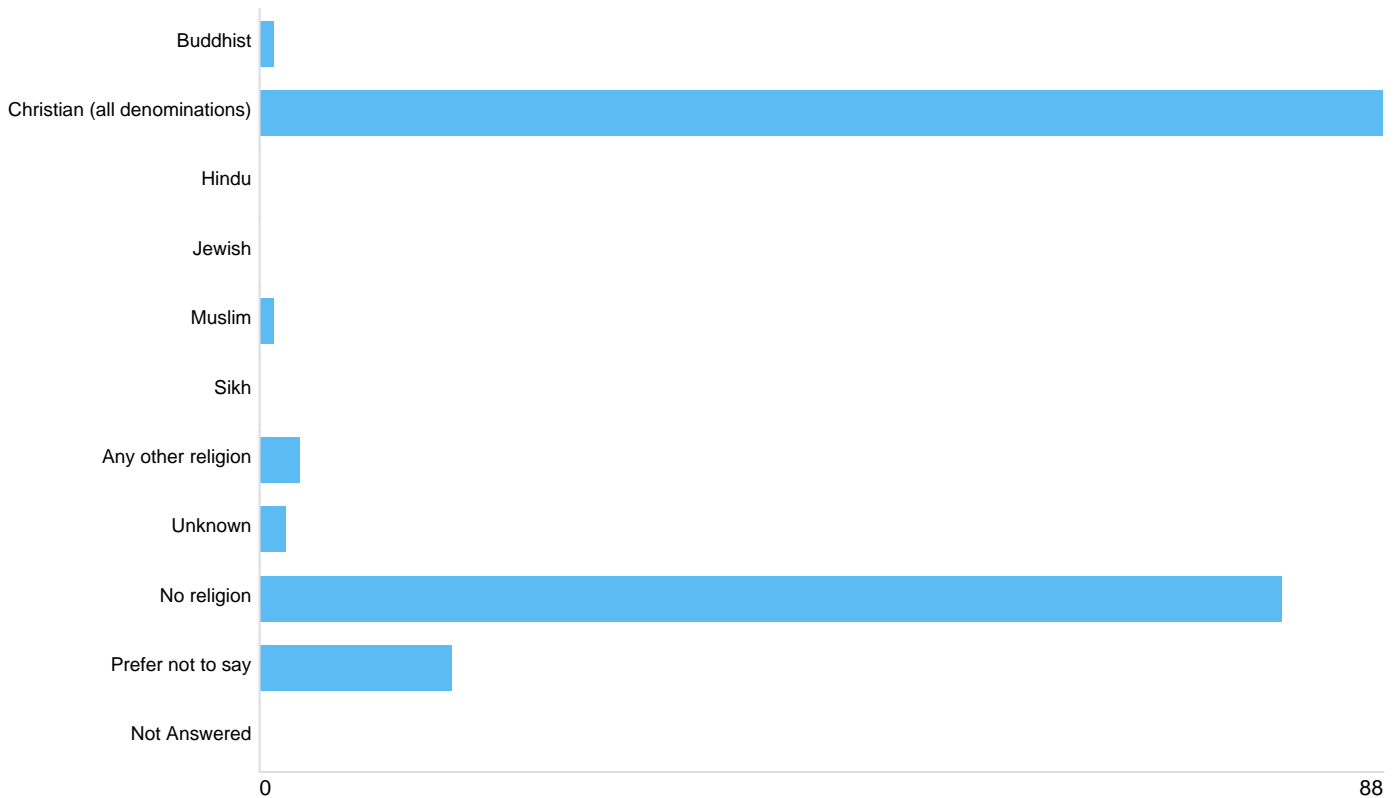
**Ethnicity**



Option	Total	Percent
White	167	87.89%
Mixed/multiple ethnic groups	4	2.11%
Asian/any other mixed/multiple ethnic background	2	1.05%
Asian/Asian British	3	1.58%
Black/African/Caribbean/Black British	1	0.53%
Other ethnic group	1	0.53%
Prefer not to say	12	6.32%
Not Answered	0	0%

### Question 5: What is your religion?

#### Religion



Option	Total	Percent
Buddhist	1	0.53%
Christian (all denominations)	88	46.32%
Hindu	0	0%
Jewish	0	0%
Muslim	1	0.53%
Sikh	0	0%
Any other religion	3	1.58%
Unknown	2	1.05%
No religion	80	42.11%
Prefer not to say	15	7.89%
Not Answered	0	0%

**Question 6: Are your day-to-day activities limited because of a health problem or a disability which has lasted, or is expected to last, at least 12 months?**

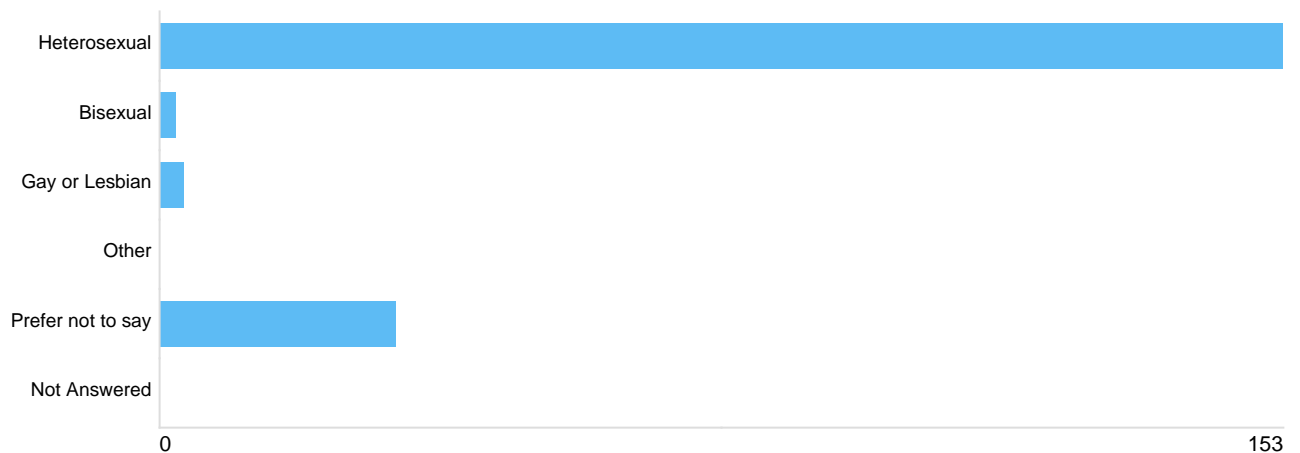
**Disability**



Option	Total	Percent
Yes, limited a lot	0	0%
Yes, limited a little	5	2.63%
No	174	91.58%
Prefer not to say	11	5.79%
Not Answered	0	0%

**Question 7: What is your sexual orientation?**

**Sexual orientation**



Option	Total	Percent
Heterosexual	153	80.53%
Bisexual	2	1.05%
Gay or Lesbian	3	1.58%
Other	0	0%
Prefer not to say	32	16.84%
Not Answered	0	0%